



Perimeter Protection Systems

Barriers, Barrier Systems, Pay Station Systems

HÖRMANN





- 4 Hörmann Brand Quality
- 6 Good Reasons to Try Hörmann
- 8 Barriers and Barrier Systems
- 10 Automatic Barriers
- 12 Standard Equipment
- 13 Optional Equipment
- 14 Control Housing
- 16 Access Authorisation
- 17 ID Card Management / Web Server
- 18 Control Elements
- 22 Paid Parking
- 24 Entry and Exit Stations, Automatic Pay Station
- 26 Hörmann Product Range

Hörmann Brand Quality

Future-oriented and reliable



In-house product development

At Hörmann, innovation is produced in-house: Highly qualified employees of the development departments are in charge of product optimisation and new developments. This results in market-ready, high-quality products that are very popular around the globe.



Modern manufacturing

All major system components are developed and manufactured by Hörmann, guaranteeing high compatibility, full functionality and optimal safety.



As Europe's leading manufacturer of construction components, we are committed to high product and service quality. This is how we set standards on an international scale.



It goes without saying that spare parts for all our components are original Hörmann parts that come with a guaranteed availability of 10 years.

Highly-specialised factories develop and produce industrial doors, operators, loading technology and perimeter protection systems that are marked by excellent quality, functional safety and a long service life.

Our wide range of barriers, entry / exit stations up to complex pay station systems make us a strong, future-oriented partner for perimeter protection systems.



Competent advice

Experienced specialists within our customer-oriented sales organisation accompany you from the planning stage, through technical clarification up to the final building inspection. Complete working documentation, such as, e.g. technical manuals are not only available in printed form, but also always accessible and up-to-date at www.hoermann.com



Fast service

We recommend a semi-annual maintenance cycle for our perimeter protection systems. Our extensive service network means that we are always nearby and at your service.

Good Reasons to Try Hörmann

The market leader has the innovations



1

Individual control / management concepts

In addition to the operation of the barrier via radio or stationary control elements, each **barrier control can be individually expanded according to customer requirements**. This ensures the easy integration of the barrier system into existing facility management systems as well as fire alarm systems. In addition, Hörmann offers a **comprehensive ID card management system**. Developed in-house, the system features individual entry and exit control. The access authorisation utilises different identification media, e.g. QR code cards, RFID stickers or number-plate recognition. At the same time, various user groups with different authorisation levels and time zones can be managed.

For further information, see pages 16 – 17.

2

Control and administration via web server

With the connection via a web server you can operate and **manage barrier systems and the ID card management system on any end device around the world**. They can be simply accessed via a smartphone, tablet or the web browser on your PC. The clearly structured web interface allows the complete operation and status inquiry of the barrier system as well as comprehensive user administration incl. entry and exit authorisations. **In addition, the system indicates malfunctions and can forward malfunction messages via e-mail to be analysed and quickly and easily remotely resolved, if required.**

For further information, please see page 17.



3

Service-friendly components

The control unit is well protected and integrated directly into the barrier housing. The modular structure allows the **convenient fitting or replacement** of the individual components. This way, potential malfunctions can be quickly and easily recognised and resolved. Additional extensions, such as the module for the ID card management system, are directly integrated **into the barrier housing**. The installation of all components and extensions into the barrier housing **reduces the maintenance and service efforts**.



4

100 % functional test

The **functional test of the entire barrier and pay station system prior to delivery** guarantees quick fitting and reliable operation. This test includes all desired functions and characteristics of the individual system components and the compatibility of all interfaces. **The complete systems are pre-assembled and configured for plug-and-play.**

Barriers and Barrier Systems

For individual operation and ID card management systems



Visitor and employee parking spaces

The combination of parking and ID card management allows the flexible use of parking areas. Employees enter and exit with long-term parking permits, e.g. RFID cards. Entrance and exit of customers is handled with barcode tickets.



Parking areas for recreational areas and camping sites

For long-term users, the authorisations for entrance and exit are managed by timer-operated ID card management. At specific times, e.g. unattended times or outside the opening hours, the access can be blocked by the system.



Hotel parking areas

An individual ID card management system allows hotel guests to use the underground garage or the hotel parking area for a defined period of time.



Parking areas for housing complexes or blocks of flats

For access to blocks of garages of housing complexes we recommend a long-term parking system with operating elements, such as e.g. hand transmitters with which the garage doors can be operated at the same time.

Automatic Barrier SH 300

With flat boom, articulated arm or round boom



Product description	SH 300
Barrier width max.	3,750 mm
Opening / closing phase	2.4 sec.
Cycles per day	up to 5000
Overall cycles (service life)	up to 10 million
Motor with control	24 V
Temperature range	-25 °C to +65 °C
Version	Right-hand / left-hand hinged
Dimensions barrier housing (W x H x D)	360 x 1130 x 360 mm

Standard equipment



Vandalism protection

The planetary transmission prevents damage to the barriers in case of illegal barrier boom manipulation.



Power limit

The intelligent impact protection stops the barrier from closing in the presence of obstacles. This reliably protects persons and vehicles.




Integrated control

The control that is integrated in the barrier housing offers connections for induction loops as well as different ID card readers and control elements as standard.

Further information on the standard equipment and optional equipment can be found on pages 12 – 13.

Automatic Barrier SH 600 / SH 800

With round boom or octagonal boom



Automatic barrier SH 600 with round boom

Automatic barrier SH 800 with octagonal boom


Product description	SH 600	SH 800
Barrier width max.	6,140 mm	10,470 mm
Opening / closing phase	7.8 sec.	12.0 sec.
Cycles per day	up to 1600	up to 240
Overall cycles (service life)	up to 4 million	up to 600,000
Motor with control	230 V	230 V
Temperature range	-25 °C to +65 °C	-25 °C to +65 °C
Version	Boom holder on both sides	Boom holder on both sides
Dimensions barrier housing (W × H × D)	360 × 1130 × 360 mm	550 × 1160 × 550 mm

Optional equipment



Hinged support*

The aluminium support that is firmly attached to the barrier boom is equipped for quiet and gentle closing with spring damping and rubber end buffers.



Support post*

The floor-mounted support post made of powder-coated steel can be adjusted to match the height of the location. Optionally, the post can be ordered with a magnet.



Suspended grille**

To secure the area underneath the barrier boom, it can be equipped with a 750 mm high red / white grille for anti-creep protection.


Further information on the standard equipment and optional equipment can be found on pages 12 – 13.

* Recommended from a barrier boom length of more than 4000 mm

** Only for barrier SH 800 with a barrier boom length of up to 7000 mm

Standard Equipment

For a long service life and easy service



1 Barrier boom

The durable aluminium profile is provided powder-coated in RAL 9010 Pure white with red reflection strips. In the barriers SH 300 with flat boom or articulated arm, a rubber profile on the bottom side of the barrier boom protects vehicles and persons from damage and injury in case of impact.

2 Barrier cover

As standard, the stainless steel cover is delivered powder-coated in RAL 9006 White aluminium. Optionally the cover is also available powder-coated in RAL to choose. The chamfered design prevents the risk of crushing.

3 Barrier housing

We deliver the heavy-duty housing made of stainless steel as standard powder-coated in RAL 7016 Anthracite grey. For individual designs, the housing is also optionally available powder-coated in RAL to choose.

4 Integrated control and operator unit

The operator unit of the barrier SH 300 is integrated beneath the barrier cover as a direct drive operator. In barriers SH 600 and SH 800 it is found in the barrier housing. The integrated control can be easily retrofitted with additional extension modules, e.g. for the ID card control system. All components are easily accessible for simple fitting and maintenance.

Safety switch for service and maintenance

The safety switch prevents the movement of mechanical components when the housing is open.

Optional Equipment

The matching accessories for your requirements



Pre-assembled induction loop

The pre-fabricated induction loop allows quick and simple fitting under pavement, screed, concrete or asphalt.



Induction loop detector

Without additional wiring, the detector can be easily attached to the circuit board and offers connections for up to 2 induction loops as well as 4 sensitivity levels and 2 frequency levels.



Key switch

The key switch allows for convenient opening of the barrier via the building technology (e.g. an on-site or separate closing system).



Fire brigade switch

The switch allows for quick manual opening of the barrier by the fire brigade using a triangular key.



Photocell

For the additional protection of the area underneath the barrier boom we recommend a photocell with a transmitter and opposite receiver.



Infrared light switch

This combination of transmitter / receiver unit increases the safety in the area underneath the barrier boom and does not require a counterpost.



LED lighting strips

For better visibility at night and signaling of the opening state (red: closed, green:open), the barrier boom can be equipped with LED lighting strips.



LED warning lights

Prior to every opening and closing, the warning light signals the imminent barrier boom movement.

Control Housing

The optimal solution for any requirement



- Standard equipment
- Optional equipment

Shown with optional ID card readers

	KGM	KGG	KGU	Car/lorry
Dimensions (W × H × D):	180 × 1100 × 160 mm	300 × 1100 × 260 mm	425 × 1205 × 410 mm	395 × 2060 × 380 mm
max. cut-out dimension (W × H)	90 × 400 mm	205 × 400 mm	300 × 530 mm	(2 x) 300 × 415 mm
max. number of command units	1	2	3	(2 x) 3
Preparation for intercom	○	○	●	●

Standard equipment



1 Housing

As standard, the housing made of stainless steel is delivered powder-coated in RAL 7016 Anthracite grey. It is also optionally available in RAL to choose.

2 Front panel

As standard, the stainless steel front panel is delivered powder-coated in RAL 9006 White aluminium. Optionally, all colours are also available in RAL to choose.

3 Intercom

The mesh grille for the intercom is already integrated in the front panels of the KGU and car / lorry control housing. This way, the Intercom unit can be conveniently fitted or retrofitted. In the KGM and KGG control housings, intercoms can be optionally integrated.



Customised Access Authorisation

From the simple solution with control elements via the system solution with ID card management, up to the comfort solution via a web server

Control Elements



Stationary control elements

The barrier is opened via code entry, fingerprint or a transponder card. (radio code switch FCT 3 BS shown)



Mobile control elements

Various hand transmitter versions enable convenient opening of the barriers from within the vehicle. (hand transmitter HS 4 BS shown)



You can find all operation and connection elements on the pages 18 – 21.

ID card media



QR, barcode or RFID transponder card

The card is simply read contact-free. On request, the cards can feature your individual design.



Smartphone app

Simply open the barrier with the QR code on your smartphone, which you hold without contact in front of the reader on the control device.



RFID wide-range reader

An RFID windscreen sticker is recognised by the reader unit and allows entry or exit with the correct authorisation. This ID medium enables convenient and quick passage.



License plate recognition

A camera scans the license plate of the vehicle and allows entrance or exit with the correct authorisation. A separate ID medium is not required.



ID card management

The system developed by Hörmann in-house offers you a flexible entry and exit management system that is, of course, individually configured on-site or by the Hörmann partner according to customer requirements. Therefore, the ID card management defines

- which users or user groups
- using which ID media
- may pass which barriers
- at which times.

For this purpose, a mobile or stationary end device is connected to the IP address of the barrier via a web browser – either directly with the barrier or with LAN or WLAN access to the local network. Access is allowed via the ID media found on page 16.



Web server

With the connection to a web server, several barrier systems around the world can be centrally controlled from a single location. In addition to the configuration and administration of the ID card management, this solution additionally offers the remote control of the barrier incl. the status query, without the need for staff on location to supervise the barrier. In addition, the system monitors the functioning of the barrier and automatically generates malfunction notifications. These can be forwarded to the service technician. Your advantages? The remote malfunction analysis minimises repair times on location and prevents repeated deployment as our service technicians will already bring all required spare parts along with them.

All functions at a glance

Action	Standard barrier control	Optional ID card management	Optional web server
Barrier operation Open / Permanently Open / Closed	●		●
Barrier configuration	●		●
Malfunction recognition	●	●	●
Approve / block ID cards		●	●
Issuing individual access authorisation		●	●
Management of up to 2,000 ID cards		●	
Mobility storage of up to 1,000 movements		●	
Authorisations of up to 16 parking and time zones		●	
Anti-passback management		●	
Expandable to up to 16 barriers		●	
Remote control and remote maintenance of the barrier			●
Automatic malfunction notification via e-mail			●
Management of several parking lots			●

Only from Hörmann

Hörmann BiSecur (BS)

State-of-the-art radio system for door control and perimeter protection systems

The bi-directional BiSecur radio system is based on future-oriented technology for convenient and secure operation. The extremely secure BiSecur encryption protocol makes sure that no one can copy your radio signal. It was tested and certified by security experts at Bochum university.

Your advantages

- 128-bit encryption with the same high security level as online banking
- Interference-resistant radio signal with a stable range
- Compatible with Hörmann door control and perimeter protection systems



5-button hand transmitter HS 5 BS
High-gloss black or white, with chrome caps



5-button hand transmitter HS 5 BS
Black textured surface with chrome caps



4-button hand transmitter HS 4 BS
Black textured surface with chrome caps



1-button hand transmitter HS 1 BS
Black textured surface with chrome caps



4-button security hand transmitter HSS 4 BS
Additional function: copy protection for hand transmitter coding, with chrome caps



2-button hand transmitter HSE 2 BS
High-gloss black or white, with chrome caps



4-button hand transmitter HSE 4 BS
Black textured surface with chrome or plastic caps



1-button hand transmitter HSE 1 BS
Black textured surface with chrome caps



Control Elements

Code switches, finger-scans, transponder key switches



**Industrial hand transmitter
HSI BS**

To control up to 1000 receivers, with a display and extra-large quick selection buttons for easier operation with work gloves, transferring of hand transmitter coding to other devices possible

**Industrial hand transmitter
HSI 6 BS, HSI 15 BS**

To control up to 6 or 15 receivers, with extra-large buttons for easier operation with work gloves, impact-resistant housing
Protection category: IP 65



**Radio code switch
FCT 3 BS**

For 3 functions, with illuminated buttons

**Radio code switch
FCT 10 BS**

For 10 functions, with illuminated buttons and protective cover

**Radio finger-scan
FFL 12 BS**

For 2 functions and up to 12 fingerprints



**2-channel relay receiver
HET-E2 MCX BS**

With 2 volt-free relay outputs for choosing the direction, one 2-pin input for volt-free Open / Close limit switch reporting, external antenna

Gateway BS

Central interface for operation of automatic perimeter protection systems via smartphone or tablet, up to 10 users with a max. of 16 functions

Control Elements

Code switches, finger-scans, transponder key switches



Code switch CTR 1b-1, CTR 3b-1
For 1 (CTR 1b-1) or 3 (CTR 3b-1) functions, with illuminated buttons

Dimensions:
80 × 80 × 15 mm (W × H × D)

Code switch CTV 3-1
For 3 functions, with particularly robust metal keypad

Dimensions:
80 × 80 × 15 mm (W × H × D)

Code switch CTP 3
For 3 functions, with illuminated lettering and touch-sensitive surface

Dimensions:
80 × 80 × 15 mm (W × H × D)

Decoder housing
For code switch CTR 1b-1, CTR 3b-1, CTV 3-1, CTP 3

Dimensions:
140 × 130 × 50 mm (W × H × D)
Keypad protection category: IP 65
Decoder housing protection category: IP 54
Switching capacity: 2.5 A / 30 V DC
500 W / 250 V A



Finger-scan FL 150
For 2 functions, up to 150 fingerprints can be saved

Dimensions:
80 × 80 × 13 mm (W × H × D),
Decoder housing:
70 × 275 × 50 mm (W × H × D),
Switching capacity: 2.0 A / 30 V DC

Transponder key switch TTR 1000-1
For 1 function via transponder key or transponder card, up to 1000 keys or cards can be saved,

Dimensions:
80 × 80 × 15 mm (W × H × D)
Decoder housing:
140 × 130 × 50 mm (W × H × D)
Switching capacity: 2.5 A / 30 V DC
500 W / 250 V AC

Connection and Control Elements

Activating kits, key switches, LED warning lights



Induction loop detector DI 1 in a separate additional housing

Suitable for one induction loop. The detector has a normally open contact and a change-over contact. DI 2 induction loop (not shown) in a separate additional housing. Suitable for two separate induction loops. The detector has two volt-free normally open contacts. Can be set for impulse or permanent contact, directional recognition possible.

Dimensions of additional housing:
202 × 164 × 130 mm (W × H × D),
switching capacity:
DI 1: low voltage 2 A, 125 V A/60 W
DI 2: 250 V AC, 4 A, 1000 VA
(resistive load AC),
supplied: without loop cable

Loop cable for induction loop
50 m roll, cable designation: SIAF,
cross-section: 1.5 mm², colour: brown

Digital weekly timer in a separate additional housing

The timer can switch command units on and off via a volt-free contact. Switching capacity:
230 V AC 2.5 A / 500 W
Can be switched over to summer / winter time
Manual switching: automatic operation,
switching preselection permanently ON / OFF

Dimensions of additional housing:
202 × 164 × 130 mm (W × H × D),
protection category: IP 65

Digital yearly timer in additional housing

The timer can switch command units on and off via a volt-free contact. Switching capacity:
230 V AC 2.5 A / 500 W
Can be switched over to summer / winter time
Manual switching: automatic operation,
switching preselection permanently ON / OFF

Dimensions of additional housing:
202 × 164 × 130 mm (W × H × D),
protection category: IP 65



Key switch ESU / ESA 30

With 3 keys,
Impulse or Open / Close function selectable

Dimensions of switch box:
60 mm (d), 58 mm (D)
Dimensions of the cover:
90 × 100 mm (W × H),
Brickwork recess:
65 mm (d), 60 mm (D)
Protection category: IP 54

Key switch STUP / STAP 50

With 3 keys

Dimensions:
80 × 80 mm (W × H)
Protection category: IP 54

Traffic lights red / green

As a visual indicator of authorized or blocked passage, not in combination with stainless steel key switch posts

Dimensions: 180 × 250 × 290 mm (W × H × D),
contact load: 250 V AC: 2.5 A / 500 W,
protection category: IP 65

Paid Parking

Individual solutions for parking areas



Public parking lots

A future-oriented park management system increases the profitability of inner-city parking areas. Individual payment systems from cash to credit cards offer customers convenient payment options and increase the usage rate of the parking areas.



Its wide range of barriers, entry and exit stations up to complete pay station systems makes Hörmann a competent partner.
Contact us for the configuration of your individual parking system!



Car parks in shopping centres

A car park management system incorporating a remuneration system increases the attractiveness of shopping centres. We offer different solutions that allow the participating shops to reduce the parking fees for their customers and thus increase customer loyalty.



Visitor and employee parking spaces

The combination of parking and ID card management allows the flexible use of parking areas. The customers enter and exit with barcode tickets and a connected pay station system. Employees enter and exit with permanent parking ID cards such as, e.g. RFID cards.



Parking lots for recreational areas

Timer-operated perimeter protection systems allow entry and exit only during fixed opening hours or manage different parking tariffs.

Entry and Exit Station with Automated Pay Station

Equipment variations according to customer requirements

Entry station

- For short- and long-term parking
- Output unit for coded barcode tickets
- Barcode reader

Exit station

- For short- and long-term parking
- Collection unit for coded barcode tickets
- Barcode reader

Automatic pay station

- for short-term parking
- Reader for billing the parking fees via a barcode ticket
- Coin and banknote processing
- Issue of receipts



● Standard equipment ○ Optional equipment

	Entry station	Exit station	Automatic pay station
Dimensions (W x H x D):	425 x 1205 x 410 mm	425 x 1205 x 410 mm	650 x 1120 x 300 mm
5.7" TFT colour display	●	●	●
Control buttons	1	–	3
Animated ticket request	●	–	–
Animated ticket collection	–	●	●
Integrated barrier control	●	●	–
Integrated heater	●	●	●
Intercom	○	○	○

Entry and exit stations equipment



High-contrast colour display

The 5.7" TFT colour screen displays informational texts to facilitate operation.



Animated ticket request button

The ticket request button at the entry station begins flashing in green when a vehicle is detected driving through the induction loop.



Animated ticket collection

A flashing arrow at the entry station prompts the customer to insert the parking permit. The ticket collection function can also be used for long-term parking IDs.



Optional QR / RFID transponder reader

For long-term parking with QR or RFID cards, the entry and exit stations can be equipped with a corresponding reader.

Automatic pay station equipment



Colour display

The high-contrast 5.7" TFT colour display is operated via 3 buttons on the side.



Comprehensible operator guidance

Easily recognisable pictograms, e.g. for coins and banknotes, facilitate the use.



Animated ticket collection

A flashing arrow prompts the customer to insert the parking permit.

Payment systems



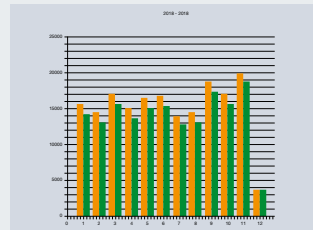
Coins and banknotes

As standard, the automatic pay stations are supplied with a coin slot and banknote insertion, as well as intelligent cash processing.



Credit cards (optional)

The reader including display and PIN pad enables payment via credit or debit card.



Convenient analyses for the operator

Individual and customer-specific analyses can be created quickly for different report data (parking duration, parking fees, remuneration). The easy export of data facilitates the further processing of the data in external applications.

Optional remuneration systems



Park ticket hole puncher

Perforation of the parking ticket can be used for a simple discount, complete reimbursement or tariff change.



Remuneration station "online"

The remuneration station allows partial or full reimbursement or a tariff switch. A barcode parking ticket can be reimbursed once or several times at the station.



Remuneration printer "offline"

With the printer, up to two barcodes for partial or full reimbursement or tariff change can be printed.



Remuneration ticket

A remuneration ticket is a coupon for the parking fee. It can involve a discount, full reimbursement or tariff switch.

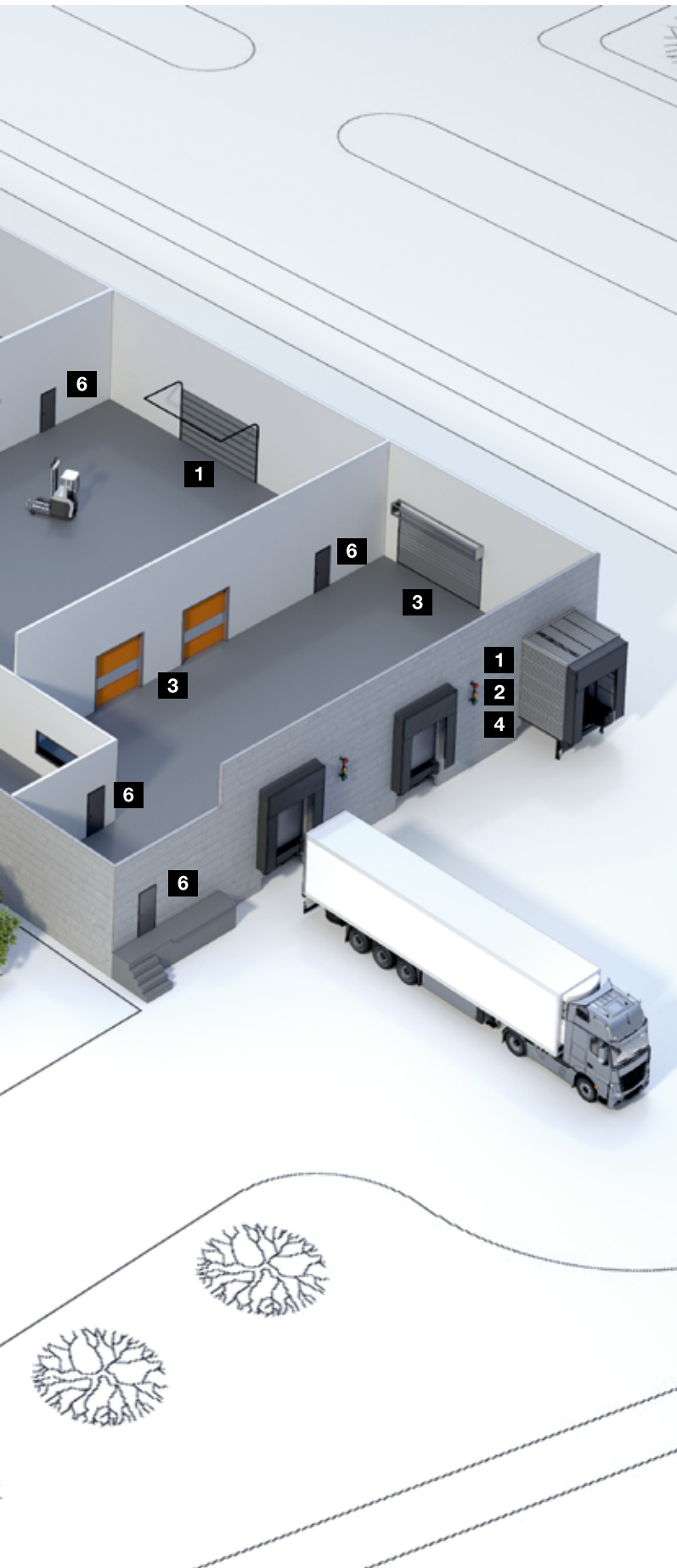
Hörmann Product Range

Everything from a single source for your construction project





Quick service with testing, maintenance and repairs
Our extensive service network means that we are always nearby and at your service around the clock.



Sectional doors



Rolling shutters and rolling grilles



High-speed doors



Loading technology



Steel and stainless steel sliding doors



Steel and stainless steel construction project doors



Steel frames with high-quality timber function doors from Schörghuber



Tubular frame construction project doors



Automatic sliding doors



Visibility window



Collective garage doors



Bollards and road blockers



Barrier and pay station systems

Hörmann: Quality without Compromise



Hörmann KG Amshausen, Germany



Hörmann KG Antriebstechnik, Germany



Hörmann KG Brandis, Germany



Hörmann KG Brockhagen, Germany



Hörmann KG Dissen, Germany



Hörmann KG Eckelhausen, Germany



Hörmann KG Freisen, Germany



Hörmann KG Ichttershausen, Germany



Hörmann KG Werne, Germany



Hörmann Alkmaar B.V., Netherlands



Hörmann Legnica Sp. z o.o., Poland



Hörmann Beijing, China



Hörmann Tianjin, China



Hörmann LLC, Montgomery IL, USA



Hörmann Flexon LLC, Burgettstown PA, USA



Shakti Hörmann Pvt. Ltd., India

Hörmann is the only manufacturer worldwide that offers you a complete range of all major building products from one source. We manufacture in highly-specialised factories using the latest production technologies. The close-meshed network of sales and service companies throughout Europe, and activities in the USA and Asia, make Hörmann your strong partner for first-class building products, offering “Quality without Compromise”.

GARAGE DOORS
OPERATORS
INDUSTRIAL DOORS
LOADING EQUIPMENT
HINGED DOORS
DOOR FRAMES

HÖRMANN